



Duct Hunter™ Traceable Rodders

Locate With Minimal Excavation

Connect a signal transmitter to the Duct Hunter™ to energize unit with a specific frequency. When rod is pushed into underground pipe, the signal radiates through the soil to the surface.

A signal receiver detects the frequency applied to the Duct Hunter™, allowing the entire buried utility pipe to be traced and marked continuously from above ground by one man without digging.

- Trace To Depths Up To 10'
- Locate Sewer Laterals To Confirm No Cross Bore Has Occurred
- Locate Ductile Iron, Plastic, Tile Or Concrete Pipe
- Rod's ferrule attaches to sonde, roller guide or pulling eye
- Accessory kit included
- Sonde adapters available

Less Disruption To Roads And Landscapes
Minimal Pavement Breakage, Excavation, & Restoration

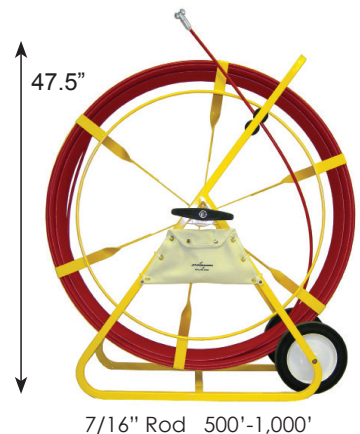
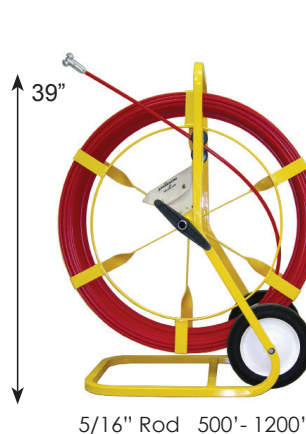
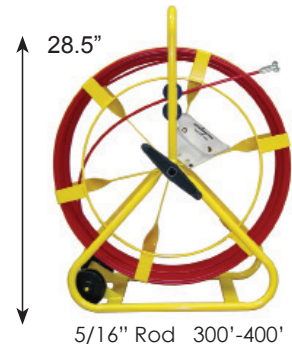


| Duct Hunter | Rod Diameter | Length | Recommended Conduit Size |
|-------------------|--------------|--------|--------------------------|
| 16-14-300M | 1/4" | 300' | 1-2" |
| 16-14-400M | 1/4" | 400' | 1-2" |
| 16-14-500M | 1/4" | 500' | 1-2" |
| 16-14-600M | 1/4" | 600' | 1-2" |
| 12-516-300 | 5/16" | 300' | 2" - 4" |
| 12-516-400 | 5/16" | 400' | 2" - 4" |
| 12A-516-500 | 5/16" | 500' | 2" - 4" |
| 12A-516-600 | 5/16" | 600' | 2" - 4" |
| 12A-516-700 | 5/16" | 700' | 2" - 4" |
| 12A-516-800 | 5/16" | 800' | 2" - 4" |
| 13-716-400M-AWK * | 7/16" | 400' | 4" or Larger |
| 13-716-500 | 7/16" | 500' | 4" or Larger |
| 13-716-600 | 7/16" | 600' | 4" or Larger |
| 13-716-600M-AWK * | 7/16" | 600' | 4" or Larger |
| 13-716-800 | 7/16" | 800' | 4" or Larger |
| 13-716-1000 | 7/16" | 1000' | 4" or Larger |

* With All Terrain Wheels

Add "M" To Part Number for Rod Marked in 5' Increments. Add "MM" for metric marked.

| Rod Diameter | Male End Ferrule Thread |
|---------------|-------------------------|
| 5/16" & 7/16" | 3/8"-16 |
| 1/4" | 1/4"-20 |





Traceable Rodders

| 7/16" Duct Hunter | 5/16" Duct Hunter | 1/4" Duct Hunter | Accessories | |
|-------------------|-------------------|------------------|-----------------------------|--|
| 13-716-AK | 12-516-AK | | Accessory Kit | Roller Guide, End Ferrule, Splice Ferrule, 2 Adhesive, 2 Emery Cloth, Canvas Pouch |
| | | 16-14-AK | Accessory Kit | Flexible Spring Tip, End Ferrule, Splice Ferrule, 2 Adhesive, 2 Emery Cloth, Canvas Pouch |
| 9-141 | 9-141 | N/A | Roller Guide | Guides rod through bends, sweeps, misalignments & wires; Increases contact with pipe on lead end of rod to improve overall signal strength |
| 9-171 | 9-171 | N/A | Roller Guide Spring Adapter | Heavy duty spring attached to swivel roller guide helps push rod past difficult bends or debris in pipe |
| 9-169 | 9-169 | | | Heavy Duty Flexible Adapter with Chain, Fits 3/8" & 1/2" Buddy Rodders; 5/16" & 7/16" Duct Hunter |
| 12-169 | 12-169 | | | Kit: Sonde 14-169 and Adapter 9-169 |
| N/A | N/A | 16-169 | Flexible Spring Tip | Heavy duty spring attached to ball nose helps push rod past difficult bends or debris in pipe |
| 12-162 | 12-162 | N/A | Flexible Leader | Guides rod through bends, sweeps, misalignments |
| 9-25-12ST | 9-25-12ST | N/A | 12" Stinger | Guides rod through bends, sweeps and misalignments |
| 9-25-24ST | 9-25-24ST | N/A | 24" Stinger | |
| 9-139 | 9-139 | 16-160 | Swivel Eye | Attaches pull line to rod |
| 13-146 | 12-146 | 16-146 | End Ferrule Kit | End Ferrule, Adhesive, Emery Cloth |
| 13-140 | 12-140 | 16-140 | Splice Kit | Splice Ferrule, Adhesive, Emery Cloth |
| 11-AWK | 11A-AWK | N/A | All Terrain Wheels | All Terrain Wheels Kit. Does not fit 12-516 models and 16-14 models. |



Trace Small Conduit or Pipes

- Locate Fiber Optic Cables In Plastic Pipe Without Tracer Wire
- Fiber To The Home Applications - Locate Fiber Optic Micro-Duct
- Plumbing Applications - Fiberglass Will Not Rust
- Trace Sewer Laterals (Up To 4" In Diameter) To Avoid Cross Bores
- Includes Accessory Kit
- Dimensions: 22" X 17" X 7"



3/16" Mini Duct Hunter can be used in sewer laterals up to 4" diameter for preventing cross-bores.

| Duct Hunter | Rod Diameter | Length | Recommended Conduit Size |
|-------------|--------------|--------|--------------------------|
| 15-316-100 | 3/16" | 100' | 1/2" - 1-1/2" |
| 15-316-150 | 3/16" | 150' | 1/2" - 1-1/2" |
| 15-316-200 | 3/16" | 200' | 1/2" - 1-1/2" |
| 15-316-250 | 3/16" | 250' | 1/2" - 1-1/2" |
| 15-316-300 | 3/16" | 300' | 1/2" - 1-1/2" |
| 15-18-100 | 1/8" | 100' | 1/2" - 1" |
| 15-18-150 | 1/8" | 150' | 1/2" - 1" |
| 15-18-200 | 1/8" | 200' | 1/2" - 1" |

| Rod Diameter | Male End Ferrule Thread |
|--------------|-------------------------|
| 3/16" & 1/8" | 1/4"-20 |

| Accessories | |
|-------------|--|
| 15-163 | Flexible Leader with Ball Tip -Guides rod around bends, sweeps, misalignments and wires. Fits 1/8" and 3/16" Rod |
| 15-146 | 3/16" End Ferrule Repair Kit - End Ferrule, Adhesive, Emery Cloth |
| 15-140 | 3/16" Splice Repair Kit - Splice Ferrule, Adhesive, Shrink Tube, Emery Cloth |
| 15-160 | Pulling Eye - Attaches to end fitting of rod so pull line can be attached to rod. Fits 1/8" and 3/16" Rod |
| 15-168 | Sonde Adapter |
| 15-18-146 | 1/8" End Ferrule Repair Kit - End Ferrule, Adhesive, Emery Cloth |
| 15-18-140 | 1/8" Splice Repair Kit - Splice Ferrule, Adhesive, Shrink Tube, Emery Cloth |
| 15-316-AK | 3/16" Accessory Kit: Flexible Spring Leader Tip, End Ferrule, Splice Ferrule, Pulling Eye, Adhesive, Emery Cloth, Canvas Pouch |
| 15-18-AK | 1/8" Accessory Kit: Flexible Spring Leader Tip, End Ferrule, Splice Ferrule, Pulling Eye, Adhesive, Emery Cloth, Canvas Pouch |

